



ITHAKA S+R

KESSLER
S C H O L A R S
COLLABORATIVE

Mid-year Evaluation Meeting

Breakout Group - New Partners

Ithaka S+R

January 19, 2023

What to expect from external evaluation in the AY 2023-24



Autumn 2023

First-year Survey

Program Participation
Tracker



Spring 2024

Spring All-Student Survey

Staff Survey

Institutional Data Collection

Program Participation Tracker



Summer 2024

Annual Report

Summer Convening

How does the external evaluation help you?

- **We collect data** from students, program staff, institutions and the Collaborative to help inform programming, and assess program success.
- **We share back relevant insights with you** to inform programming
 - Campus-specific reporting
 - Raw data (with consent) of student survey responses
 - Comparisons with the Collaborative, for context
- We provide **technical support** to help you make sense of the data and insights
 - Weekly office hours/ad-hoc 1-1 meetings
 - Regular email communication
 - Workshops/meetings like this

What is your role?

- **Support data collection activities**
 - **Student Surveys/Focus Groups**
 - Providing student rosters (names/email addresses/DOB)
 - Student outreach - encourage sign-up for focus groups, pretesting, reminders for surveys
 - **Program Participation Tracker**
 - Complete a tracker that tells us what programs you organized, and how many students attended, etc
 - **Staff Surveys/Interviews**
 - Participate, share, give feedback!
 - **Institutional data collection**
 - Help liaise with IR offices to collect administrative and student-level data
- **Most importantly, use the data and insights we provide to inform programming :)**

Internal monitoring is also important

- External evaluation is limited in scope - cannot get into the weeds of programming at all schools
- Important to track program effectiveness on your campus as well
 - Tracking student attendance at all programs
 - Collecting internal feedback on specific individual programs - can use short google surveys or polls
 - Access student-level records internally if needed
- Use both internal and external data for any internal reporting requirements

PROGRAMMING HIGHLIGHTS + TESTIMONIALS

ICE CREAM SOCIAL

"I was happy to meet my mentor for the first time in-person, play games and enjoy FREE ice cream"



PINTAR Y BEBER (PAINT AND SIP)

"I enjoyed seeing everyone express their creativity! I feel like people were able to bond over the art pieces they created by bouncing ideas off of each other!"

INTERNAL QC FUNDING INFO SESSION

"I have always wanted to study abroad in Italy. I was happy to learn being a Kessler Scholar I can qualify for additional funding"



LEADERSHIP TRAINING

"The most helpful thing was that being involved is the best way to make relationships with others as well as do better in other forms such as academics"

TIME MANAGEMENT WORKSHOP

"The workshop taught me how to prioritize my time"



MENTOR PROGRAM

- Mentors: 9
- Mentees: 19
- Average Mentor/Mentee Ratio: 1:2
- Events: 4
- Average Attendees: 24
- Overall Rating: 4.89 (out of 5)



STRESS-LESS EVENT

"I enjoyed getting to know other Kessler Scholars. We socialized. Learned teamwork. It was a stress reliever"

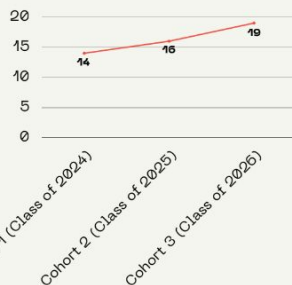
GAME FESTIVAL

"What I found most valuable was becoming more acquainted with Kessler peers and networking"



PROGRAM SIZE

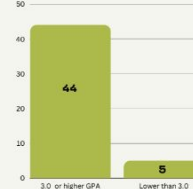
49 SCHOLARS



ACADEMICS

89.8%

3.0 OR HIGHER CUMULATIVE GPA



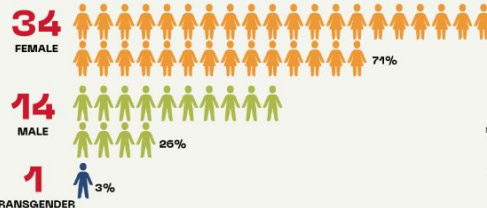
EVENT ASSESSMENT

4.83

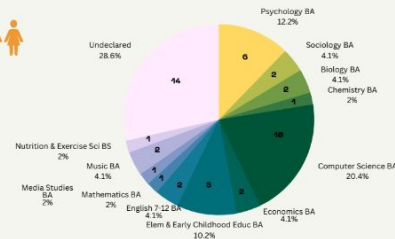
OUT OF 5 STARS FOR OVERALL STUDENT SATISFACTION



GENDER IDENTITY



MAJORS



PROGRAM CHECK-INS

466

Program touch points. Includes responding to concerns both in-person and virtually



81

Appointments completed



50+

Hours meeting with students



*Combined data of scholar support from Kessler Director and College Assistant

Discussion Questions

- How have you used data to inform programming for student success programs you have been involved with or participated in?
- Are there any other data points you would like to have that are not reflected here?