



KESSLER  
SCHOLARS  
COLLABORATIVE

# Mid-year Evaluation Meeting

**Ithaka S+R**

January 19, 2023

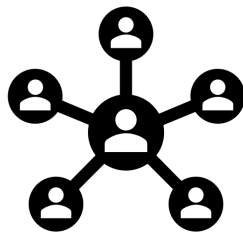
# Evaluation Team - Ithaka S+R

**Ify Oliobi, Researcher**

*Evaluation Lead*

**Lia Lumauig, Analyst**

*Evaluation Analyst*



**Emily Schwartz, Senior  
Program Manager**

*Legal, ATI*

**James Ward, Senior  
Researcher**

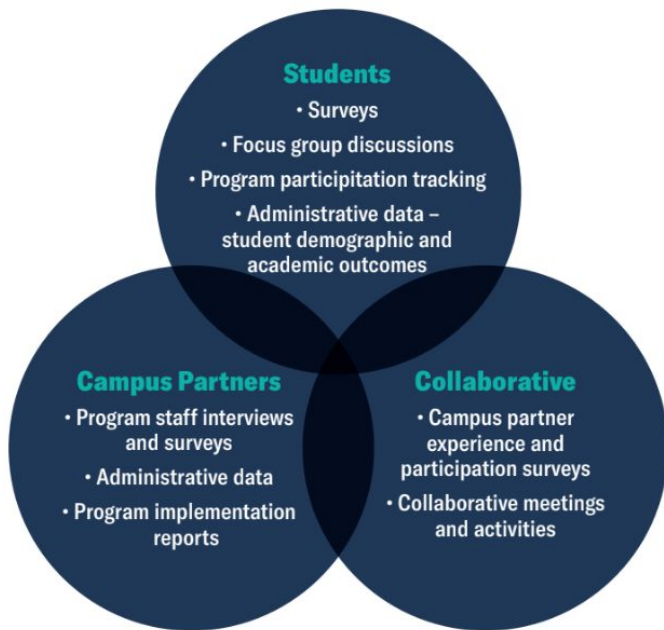
*Project Oversight*

# Meeting Goals

- Revisit the evaluation plan
- Highlight key insights and next steps from the Fall First-Year Survey (inaugural institutions)
- Discuss future evaluation activities
  - Inaugural partners: Fall survey feedback and upcoming spring activities
  - New partners: Previewing 2023-24 data collection activities

# Evaluation Overview

- **Objectives** - Assess programmatic supports, capture student experiences and progress , and inform programmatic improvement
- **Research Questions**
  - **Who are Kessler Scholars** in relation to the broader population??
  - What are **key program features**?
  - How does **program participation impact** student outcomes and experiences?
  - How **effective is the Collaborative** at supporting participating institutions?
  - What are the challenges to **growth and expansion** and how can the Collaborative overcome them?



# Timeline



## Autumn 2022

First-year Survey

Program Participation  
Tracker



## Spring 2023

Spring All-Student Survey

Staff Survey

Institutional Data  
Collection

Program Participation  
Tracker



## Summer 2023

Annual Report

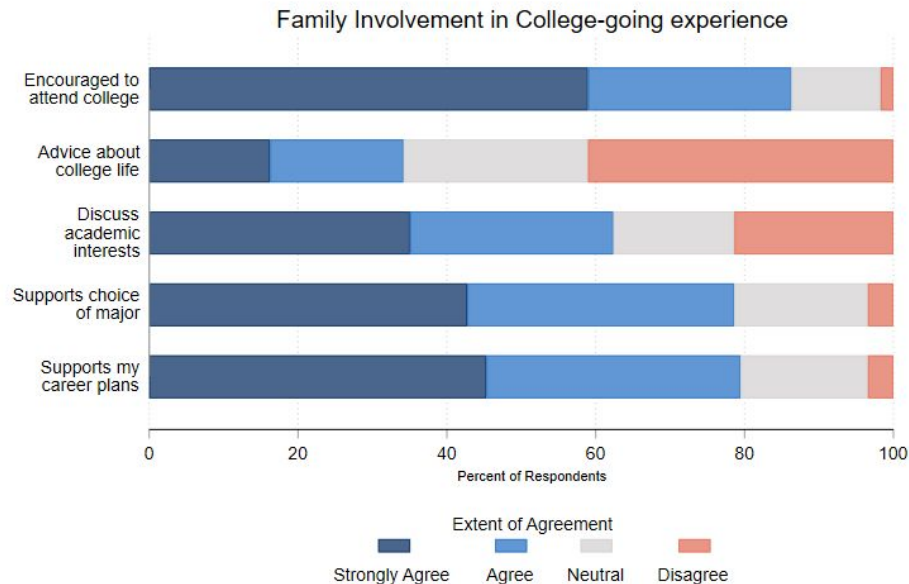
Summer Convening

# Fall 2022 Survey

- **Sample:** All first-year Kessler Scholars aged 18 years or older at the six inaugural partner institutions
- **Purpose:** Baseline on student backgrounds, program engagement, and institutional experiences
- **Key features**
  - Program staff feedback and pre-testing sessions with second-year Scholars
  - Survey ran from Oct. 4 - Nov. 4
  - 92% average response rate

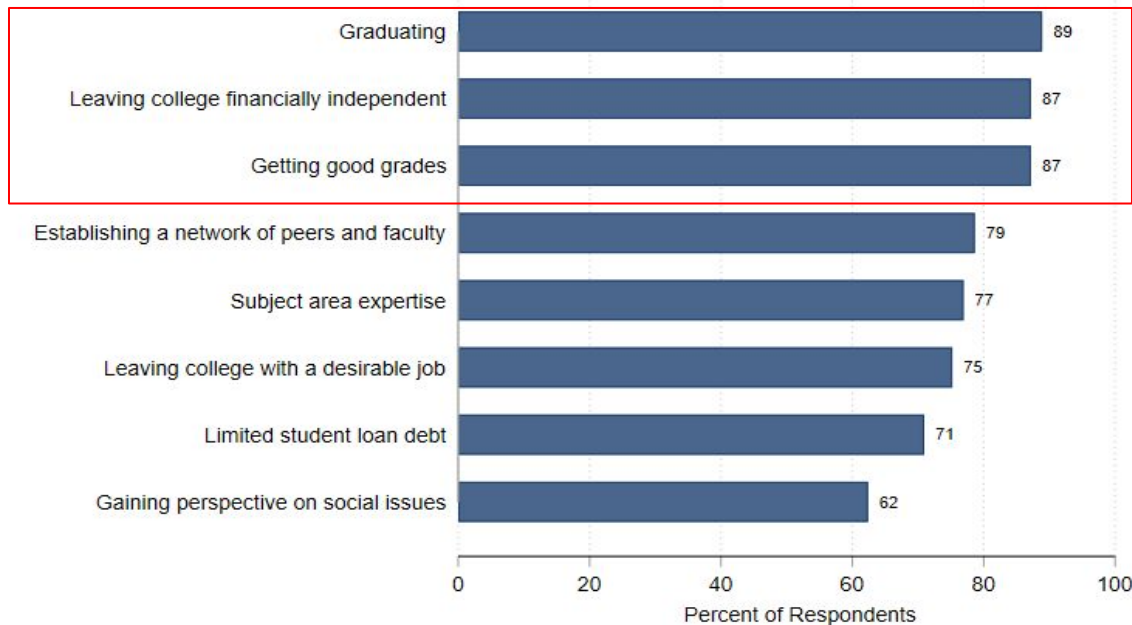
# Kessler Scholars represent diverse socioeconomic backgrounds

- Nearly half of respondents (48%) identified as Black/African American or Hispanic/Latino
- 61% identified as women
- Top 3 majors are STEM (35%) - Computer Science, Psychology, Biological Sciences
- 32% of students plan to work on and off-campus



# Students define success in terms of both academic and career outcomes

Student Definitions of College Success

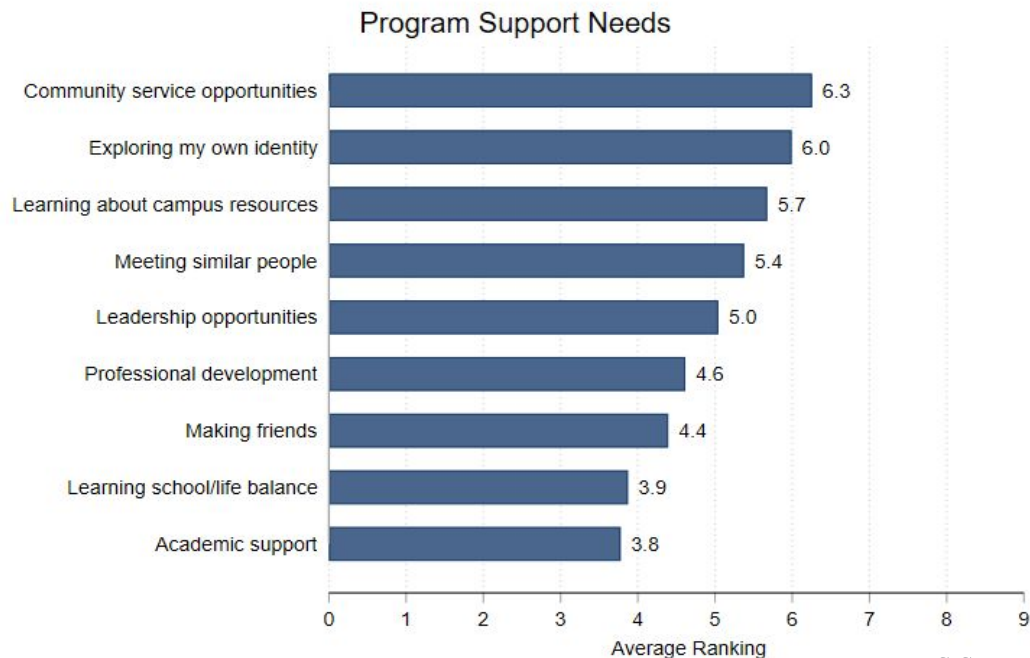




# Suggestions for programming and additional support reflect students interests and priorities

## Top 3 suggested themes for program activities

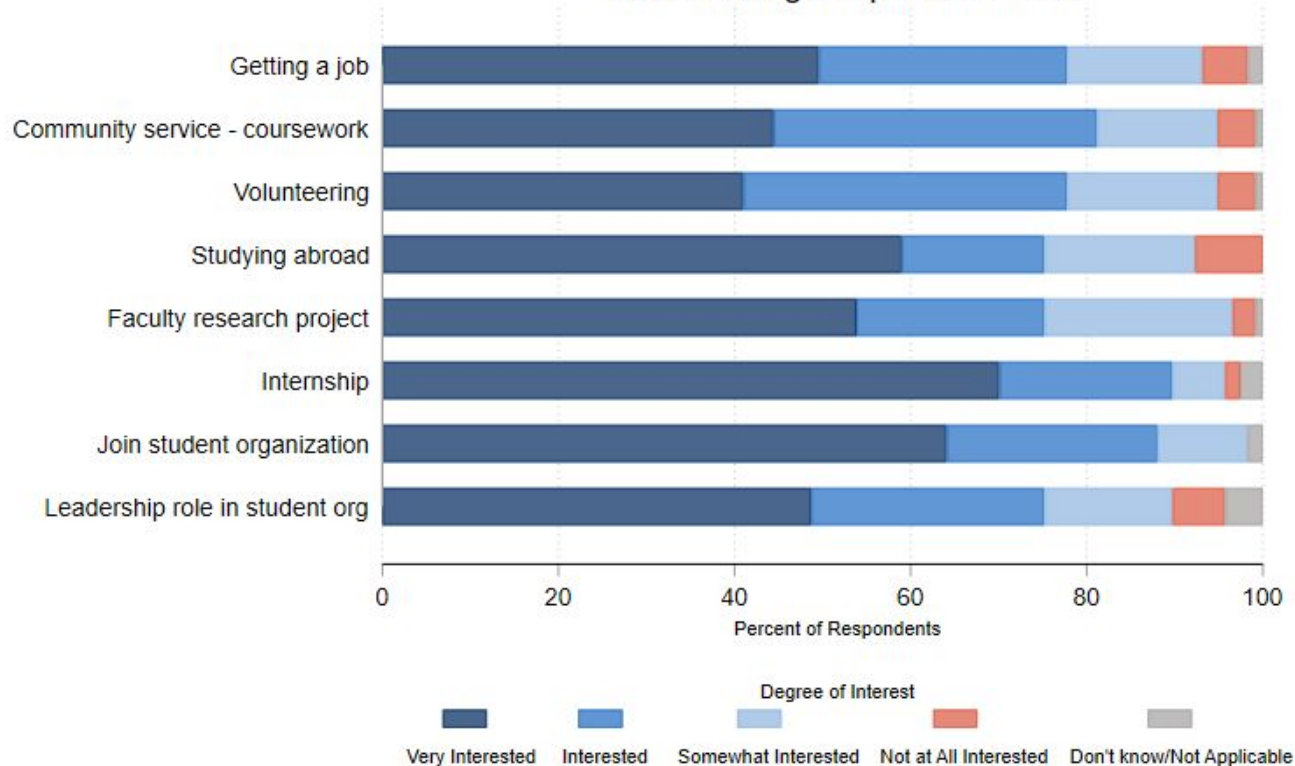
- Social events (game nights, movie nights, trips/travel)
- Financial literacy
- Professional development



# Students had lots of positive feedback about Summer Programming

- 46% of respondents attended a summer program or welcome event
  - Single-day orientation activities - Kessler Kickoff/Fall Welcome at JHU, SFC and Cornell) and
  - Summer programs (Summer Bridge Program at QC and UM, and Summer Start Program at Syracuse).
- Students said these programs significantly **eased their college transition, prepared them** to navigate the college experience, and fostered a **sense of community and connection**.

## Interest in High-Impact Practices



# Next Steps: What practical ways can survey data inform programming at your campus site?

- Use survey data (excel file) to identify students who need additional support - e.g. students who say program support is below expectations
- Use survey/participation tracker as a source of data for internal reporting- QC example
- Use student testimonials (Quotes from open-ended survey responses) to promote the program to new applicants (eg summer programming)
- Update programming - incorporate more social events
  - Share back any planned changes with students to let them know you value their feedback!

# PROGRAMMING HIGHLIGHTS + TESTIMONIALS

## ICE CREAM SOCIAL

"I was happy to meet my mentor for the first time in-person, play games and enjoy FREE ice cream"



## PINTAR Y BEBER (PAINT AND SIP)

"I enjoyed seeing everyone express their creativity! I feel like people were able to bond over the art pieces they created by bouncing ideas off of each other!"



## INTERNAL QC FUNDING INFO SESSION

"I have always wanted to study abroad in Italy. I was happy to learn being a Kessler Scholar I can qualify for additional funding"



## LEADERSHIP TRAINING

"The most helpful thing was that being involved is the best way to make relationships with others as well as do better in other forms such as academics"



## TIME MANAGEMENT WORKSHOP

"The workshop taught me how to prioritize my time"



# MENTOR PROGRAM

- Mentors: 9
- Mentees: 19
- Average Mentor/Mentee Ratio: 1:2
- Events: 4
- Average Attendees: 24
- Overall Rating: 4.89 (out of 5)



## STRESS-LESS EVENT

"I enjoyed getting to know other Kessler Scholars. We socialized. Learned teamwork. It was a stress reliever"

## GAME FESTIVAL

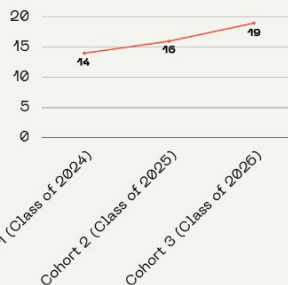
"What I found most valuable was becoming more acquainted with Kessler peers and networking"



## PROGRAM SIZE

49

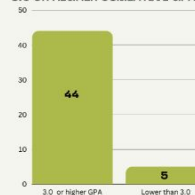
SCHOLARS



## ACADEMICS

89.8%

3.0 OR HIGHER CUMULATIVE GPA



## EVENT ASSESSMENT

4.83

OUT OF 5 STARS FOR OVERALL STUDENT SATISFACTION



## GENDER IDENTITY

34

FEMALE



14

MALE

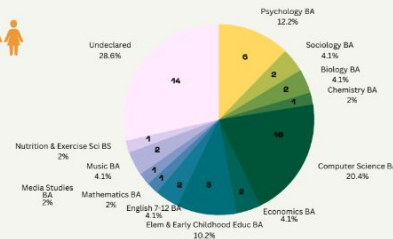


1

TRANSGENDER



## MAJORS



# PROGRAM CHECK-INS

466

Program touch points. Includes responding to concerns both in-person and virtually



81

Appointments completed



50+

Hours meeting with students



\*Combined data of scholar support from Kessler Director and College Assistant